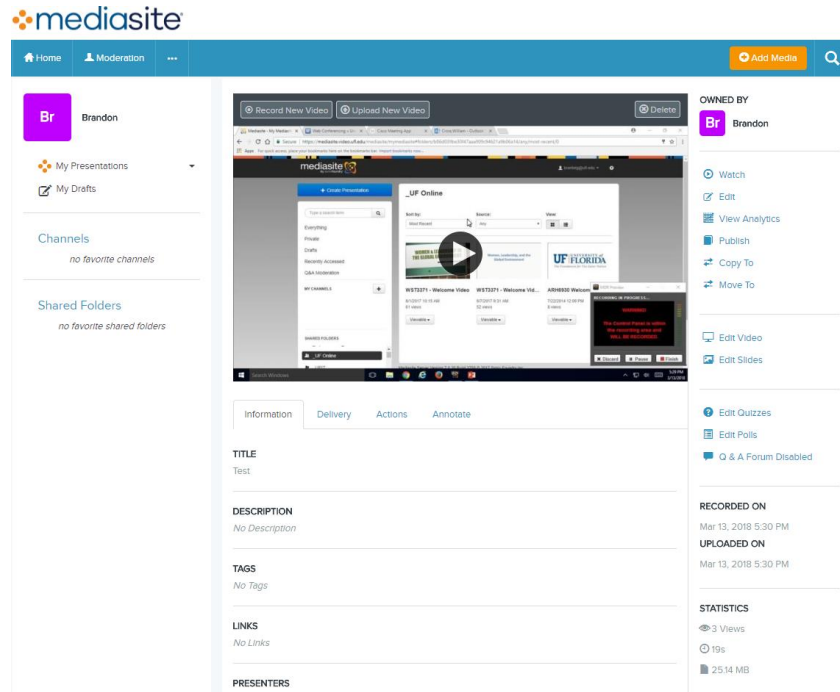
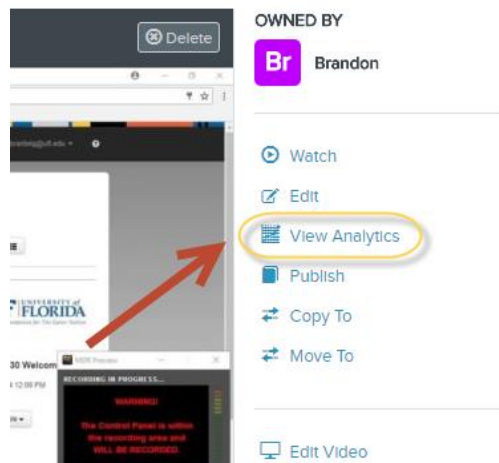


Using Analytics in MyMediasite

Within MyMediasite, you can view a great deal of information regarding your videos, such as who has been viewing them. This documentation shows you how you can access that information.



First, navigate to a presentation in MyMediasite.



Next, click on the View Analytics button on the right-hand navigation.

Presentation Analytics

Dashboard

Who's Watching

Test

Refresh

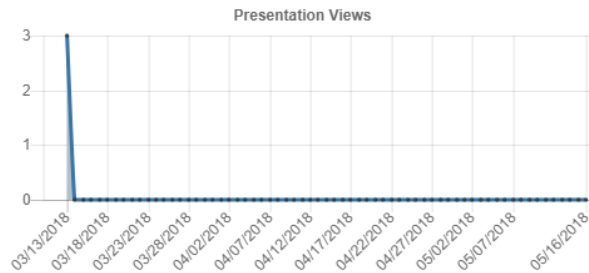
Download Report

Presented By: Default Presenter

Recorded On: Mar 13, 2018 5:30 PM EDT

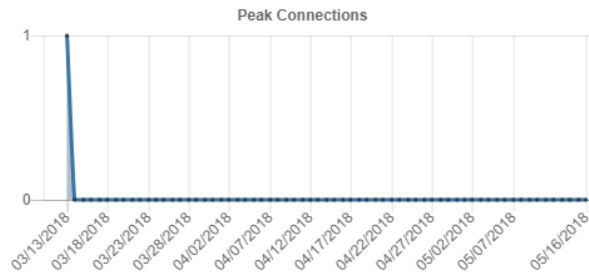
Duration: 19 Seconds

Last Refreshed: May 16, 2018 3:10 PM EDT



Total Views

3




Peak Connections

1

Live Views	On Demand Views	Date of First View	Date of Last View	Total Time Watched	Average Time Watched
0	3	March 13, 2018	March 13, 2018	0:00:14	0:00:04

Trends



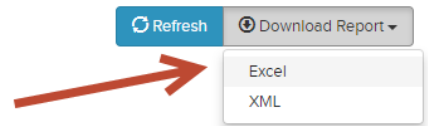
MyMediasite will then generate an analytics report. Once the analytics report has finished generating, you will see information that looks like what you see above. Among other things, you can see how many times its been viewed, what the number of “peak connections” are, and what the most engaged-with portion of the video was (see the **Trends** bar)

Presentation Analytics

Dashboard Who's Watching

Test

Presented By: Default Presenter
Recorded On: Mar 13, 2018 5:30 PM EDT
Duration: 19 Seconds
Last Refreshed: May 16, 2018 3:10 PM EDT



If you'd like to drill down and see what users viewed your presentation, click on **Download Report** and select Excel.

Dashboard:	Test
Range:	Custom: 5/16/2018 and earlier
Total Views:	3
Live Views:	0
On-Demand Views:	3
Total Time Watched (h:mm:ss):	0:00:14
Average Time Watched (h:mm:ss):	0:00:05
Peak Connections:	1
Live Users:	0
On-Demand Users:	1
Total Users:	1
Total IP Addresses:	3
First Watched:	3/13/18 5:31 PM
Last Watched:	3/13/18 5:55 PM
5/16/18 3:10 PM	
All times reported in EDT (GMT-04:00)	
dy	
Report Summary Presentation Date Activity Users IP Addresses	

The spreadsheet that is generated has a wealth of information. To find the list of users who have viewed your recording, click on the **Users** tab circled above. It will show you what the Gatorlinks are of all of the people who have viewed the recording as well as how many times they've watched it and how much time they've watched it.

If you have any questions, please contact Video & Collaboration Services at video@ufl.edu or 392-4357.